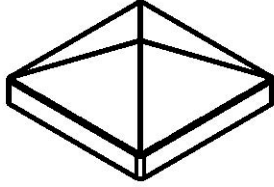
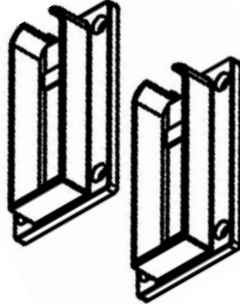


Park Model, 100, & 200 Series Hardware Box: Part # 1001 Hardware

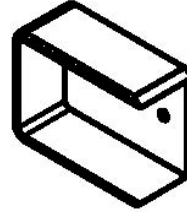
4x



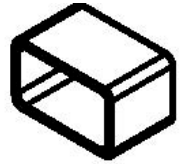
4x



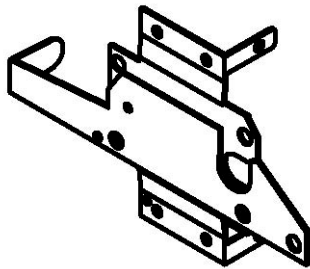
2x



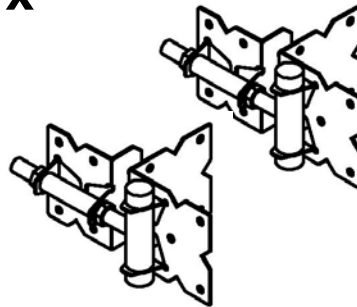
6x




1x



1x



1x



Park Model, 100, & 200 Series Hardware Box:

- Four – 4" Flat Post Caps
- Four – Fence Rail Bracket Kits
- Two – 2" x 3-1/2" Rail Mounts
- Six – 7/8" x 1-1/2" End Caps (GATE BRACE)
- One – Paddle Latch
- One- Self-Close Hinge Kit
- One- Gate Handle
- Four- 1" Hole Plugs
- One – 1.5 Oz Adhesive
- Twelve - #10 1-1/2" PHILLIPS PANHEAD TEK 305 SS WHITE HEAD



Box Dimensions: 8"x8"x12" – ULINE PN: S-4814